

THIS DRAWING PREPARED FOR:

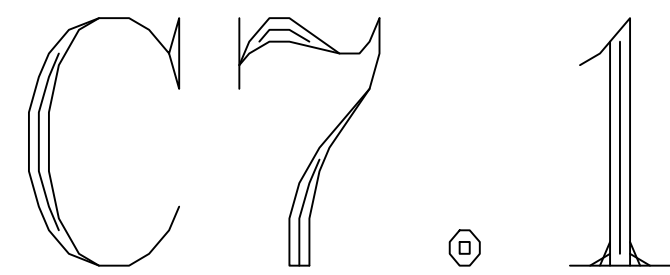
C7.1 CAT ENCLOSURE

784 GALLON TANK, 44.53" ELEVATION

THIS DRAWING PREPARED BY:

HYDRO
REDD Team
Delhi, Louisiana
1-800-779-5509

PRODUCT REQUESTED:
ALUMINUM STAIR SYSTEM
WITH 38" HIGH TWO LINE RAILS



CONTRACTOR/PURCHASER IS RESPONSIBLE FOR VERIFYING LAYOUT AS WELL AS ANY CRITICAL DIMENSIONS & THRESHOLD ELEVATIONS PRIOR TO FABRICATION. A SIGNED AND DATED APPROVAL IS REQUIRED TO BEGIN PRODUCTION.

BY SIGNING BELOW, I ACKNOWLEDGE THAT I HAVE REVIEWED ALL CRITICAL INFORMATION THAT IS LISTED WITHIN THIS DOCUMENT AND ASSUME RESPONSIBILITY FOR ANY VARIANCES ON SITE.

DATE _____
SIGNATURE _____

GENERAL NOTES:

1. ALUMINUM LANDING AND STAIR SECTIONS SHALL BE A RIGID, FREE-SPAN DESIGN.
2. DESIGN OF THE ALUMINUM STRUCTURES SHALL CONFORM TO THE CURRENT EDITION OF **THE ALUMINUM ASSOCIATION SPECIFICATIONS AND GUIDELINES FOR ALUMINUM STRUCTURES.**
3. ALL ALUMINUM CONSTRUCTION USING 6000 SERIES ALUMINUM ALLOYS. STRUCTURAL MEMBERS TO BE 6061-T6, 6063-T6 AND 6005-T5 ALUMINUM ALLOY.
4. ALUMINUM WILL BE STANDARD MILL FINISH UNLESS OTHERWISE NOTED.
5. WELDING SHALL BE IN ACCORDANCE WITH ANSI/AWS D1.2/D1.2M-2014 GAS METAL ARC WELDING (GMAW) PROCESS BY EXPERIENCED OPERATORS.
6. ALL FASTENERS TO BE 18-8 (SERIES 304) STAINLESS STEEL UNLESS OTHERWISE NOTED.
7. LANDING AND STAIR SECTIONS ARE TO BE ENGINEERED FOR A 100 PSF LIVE LOAD.
8. LANDING WALKING SURFACES SHALL BE DESIGNED FOR A MINIMUM CONCENTRATED VERTICAL LOAD OF 300 LBS APPLIED EVENLY OVER A 12" x 12" AREA. STAIR TREADS SHALL BE DESIGNED TO WITHSTAND A MINIMUM CONCENTRATED LOAD OF 300 LBS OVER A 4 SQUARE INCH AREA.
9. LANDING GUARDRAILS TO BE 42 INCH MINIMUM HEIGHT UNLESS OTHERWISE SPECIFIED.
10. HANDRAIL ASSEMBLIES AND GUARDRAILS SHALL BE DESIGNED TO RESIST A LOAD OF 50 PLF APPLIED IN ANY DIRECTION AT THE TOP OF THE RAIL.
11. HANDRAIL ASSEMBLIES AND GUARDRAILS SHALL BE ABLE TO RESIST A SINGLE CONCENTRATED LOAD OF 200 LBS, APPLIED IN ANY DIRECTION AT ANY POINT ALONG THE TOP OF THE RAIL. THIS LOAD NEED NOT BE ASSUMED TO ACT CONCURRENTLY WITH THE LOADS SPECIFIED IN THE PRECEDING PARAGRAPH.
12. INTERMEDIATE RAILS (ALL THOSE EXCEPT HANDRAILS), BALUSTERS AND PANEL FILLERS SHALL BE DESIGNED TO WITHSTAND A HORIZONTALLY APPLIED NORMAL LOAD OF 50 LBS ON AN AREA EQUAL TO 1 SQUARE FOOT, INCLUDING OPENINGS AND SPACE BETWEEN RAILS.
13. DECK SURFACE SHALL BE A SLIP RESISTANT, EXTRUDED ALUMINUM DECKING WITH A TRIPLE I-BEAM, SELF-MATING DESIGN.
14. ALL SURFACES, MEMBERS AND THEIR WELDED JOINTS SHALL BE SMOOTH AND FREE FROM SHARP OR JAGGED EDGES.
15. ALL DESIGNS SHOWN HEREIN ARE SUBJECT TO CHANGE PENDING FIELD VERIFICATION OF EXISTING CONDITIONS.
16. CONCEALED AND UNEXPOSED SURFACES: WILL NOT BE CLEANED NOR DEBURRED. EXCEPTION (WHEN REQUESTED): UNDERSIDE OF PLATFORMS EXCEEDING 60" IN ELEVATION.
17. **ANCHORING OF PRODUCT TO GRADE BY OTHERS**

Existing law protects HYDRO right of possession to this drawing. The design or the drawing must not, without written permission of HYDRO, be published, copied, reproduced, manufactured or exploited in any unauthorized way.

HYDRO
125 Superior Drive
Delhi, LA 71232
Phone: 1(800)779-5509
Fax: 1(866)840-4566



FOR QUOTATION
PURPOSES ONLY

C7.1 CAT ENCLOSURE
784 GALLON TANK, 44.53" ELEVATION
ALUMINUM ACCESS STAIR SYSTEM
WITH 38" HIGH TWO LINE GUARDRAIL

DATE 6/24/2020

JOB NO. ----

FILENAME C7.1-44in Elev

REV. R - 0

DRAWN BY TMB

APPROVED BY

SHEET NUMBER

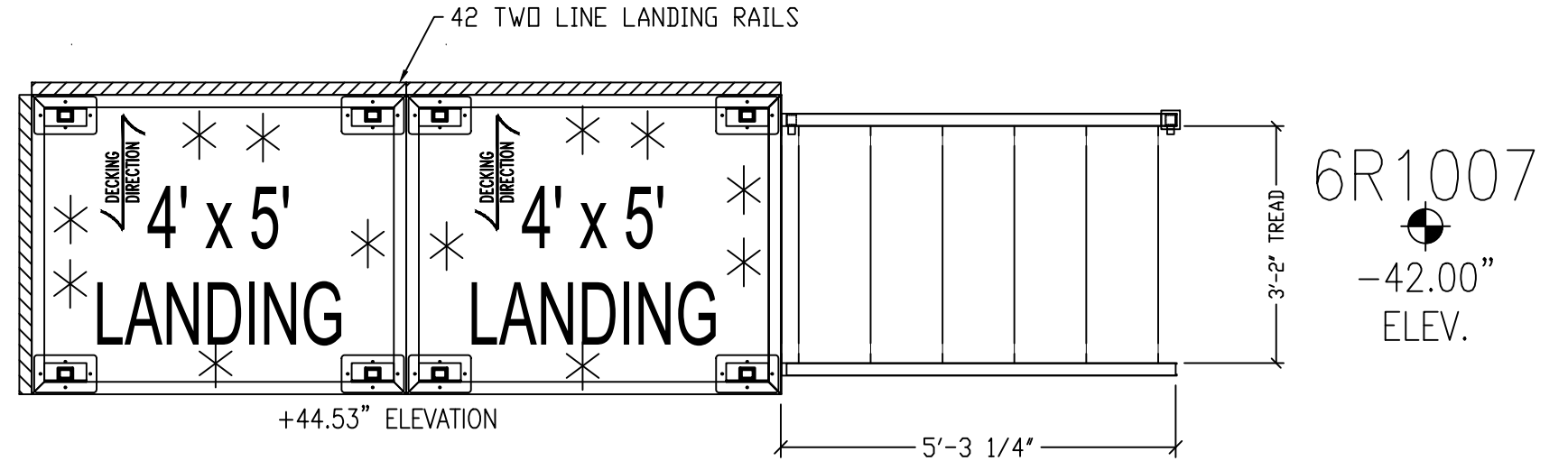
COVER

SINGLE OR DOUBLE CONFIGURATION

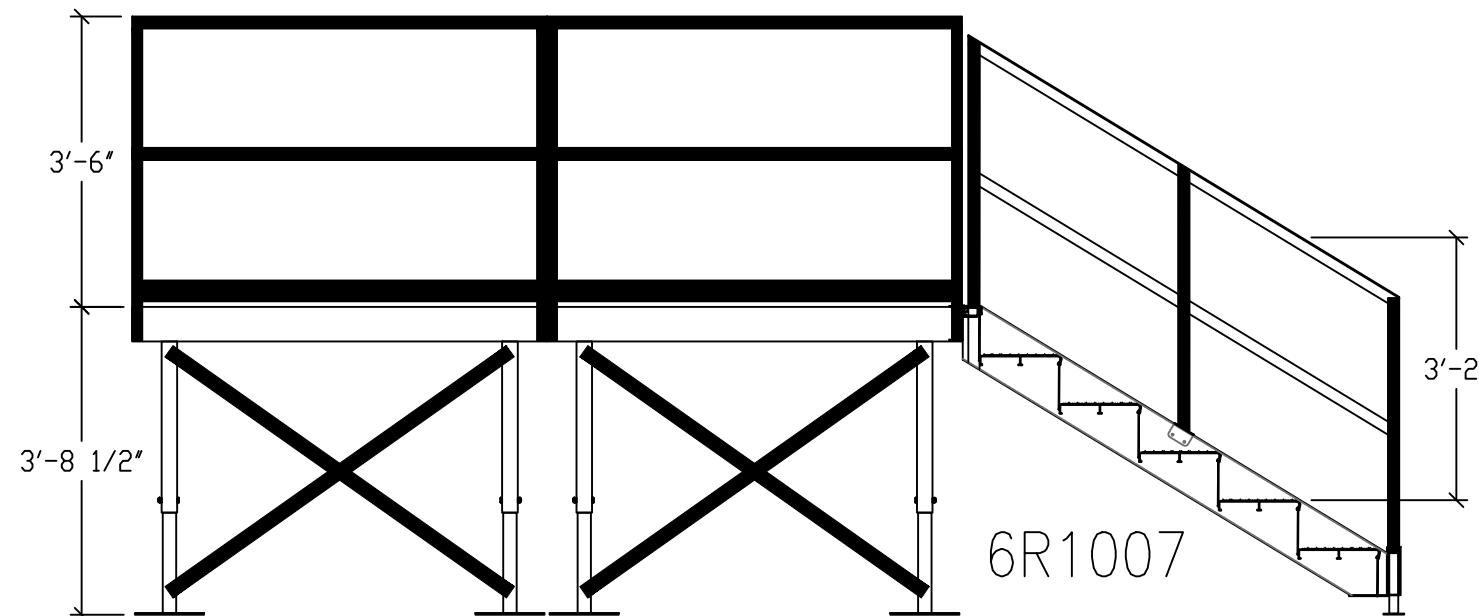
**NOTE:
FOR DOUBLE SIDE LAYOUT
(QTY x 2)**

L2x2x1/4 BRACING (ALL SIDES)
REQ'D FOR LANDINGS ABOVE 40"
ELEVATION.
BRACING INDICATED * ON PLAN

CROSS BRACE NEEDED:
6 PCS 4'-11"
6 PCS 4'-6"



38 TWO LINE STAIR ACCESS PLAN VIEW



38 TWO LINE STAIR ACCESS ELEVATION VIEW

Existing law protects HYDRO right of possession to this drawing. The design or the drawing must not, without written permission of HYDRO, be published, copied, reproduced, manufactured or exploited in any unauthorized way.

HYDRO
125 Superior Drive
Delhi, LA 71232
Phone: 1(800)779-5509
Fax: 1(866)840-4566



FOR QUOTATION
PURPOSES ONLY

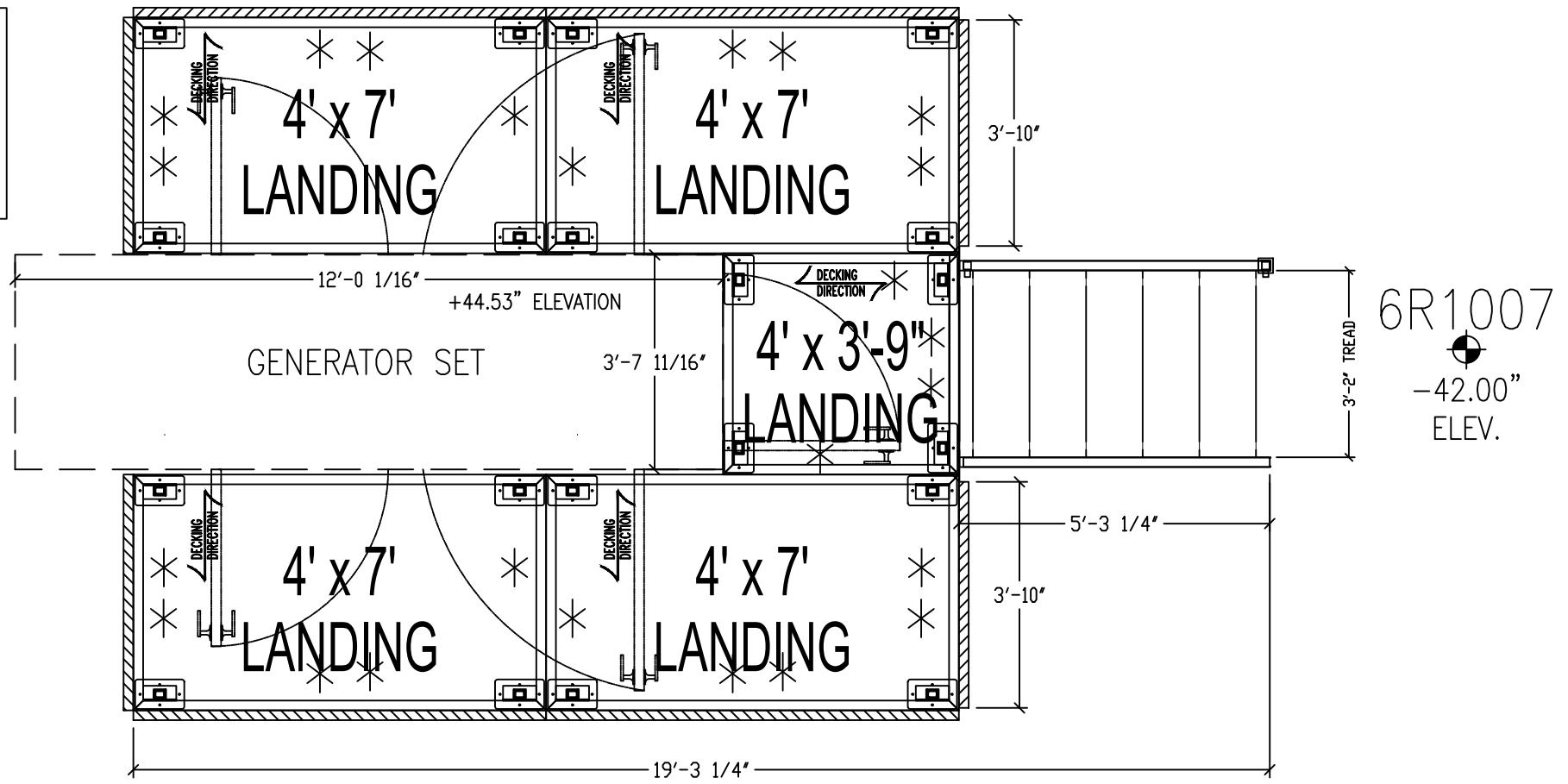
C7.1 CAT ENCLOSURE
784 GALLON TANK, 44.53\"/>

DATE	6/24/2020
JOB NO.	----
FILENAME	C7.1-44in Elev
REV.	R - 0
DRAWN BY	TMB
APPROVED BY	
SHEET NUMBER	01

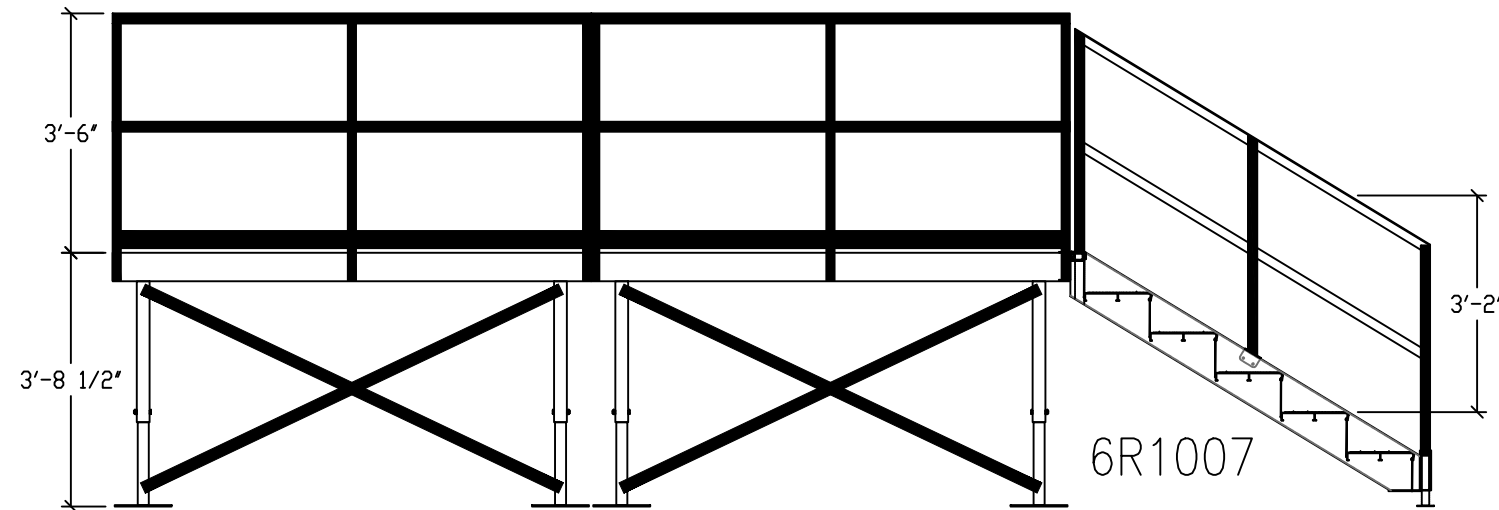
"U" SHAPED CONFIGURATION

L2x2x1/4 BRACING (ALL SIDES)
REQ'D FOR LANDINGS ABOVE 40"
ELEVATION.
BRACING INDICATED * ON PLAN

CROSS BRACE NEEDED:
8 PCS 6'-9"
14 PCS 4'-6"
2 PCS 3'-11"



38 TWO LINE STAIR ACCESS PLAN VIEW



38 TWO LINE STAIR ACCESS ELEVATION VIEW

Existing law protects HYDRO right of possession to this drawing. The design or the drawing must not, without written permission of HYDRO, be published, copied, reproduced, manufactured or exploited in any unauthorized way.

HYDRO
125 Superior Drive
Delhi, LA 71232
Phone: 1(800)779-5509
Fax: 1(866)840-4566



FOR QUOTATION
PURPOSES ONLY

C7.1 CAT ENCLOSURE
784 GALLON TANK, 44.53" ELEVATION
ALUMINUM ACCESS STAIR SYSTEM
WITH 38" HIGH TWO LINE GUARDRAIL

DATE	6/24/2020
JOB NO.	----
FILENAME	C7.1-44in Elev
REV.	R - 0
DRAWN BY	TMB
APPROVED BY	
SHEET NUMBER	02