

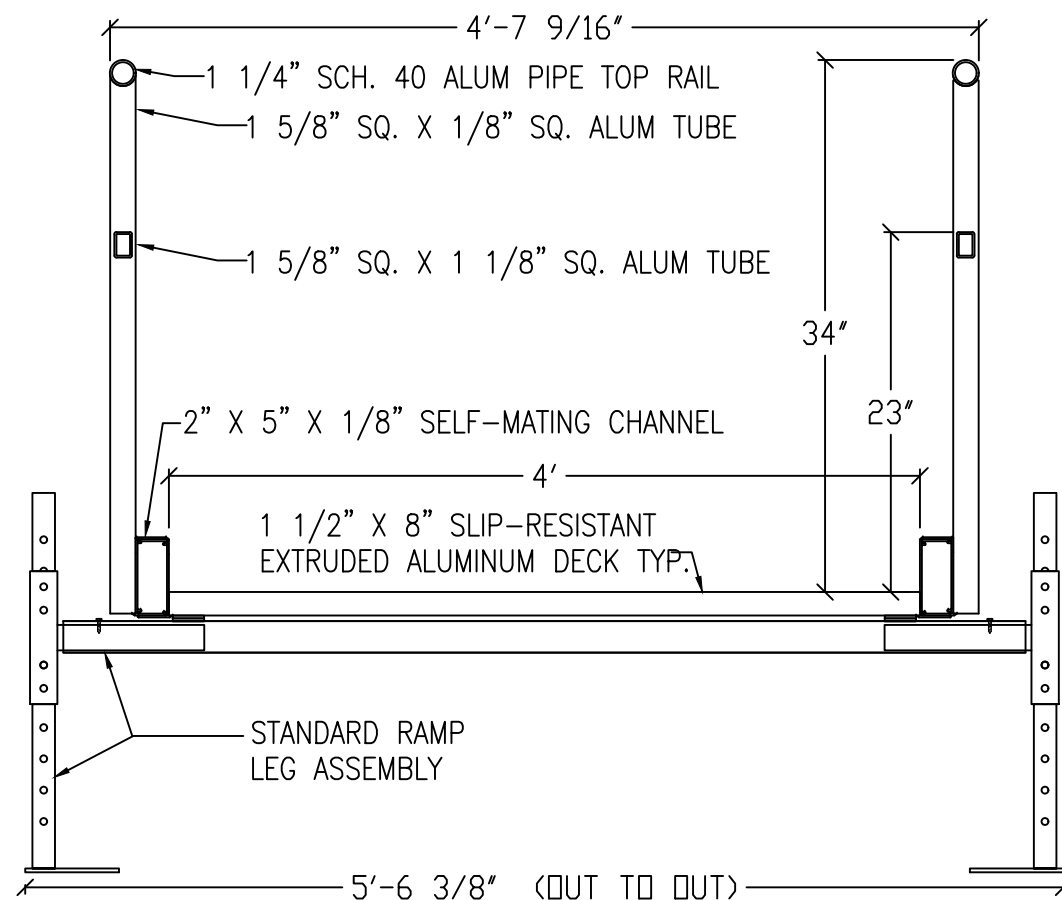
THIS DRAWING PREPARED FOR:

# UNIVERSAL RAMP SYSTEM

THIS DRAWING PREPARED BY:

**HYDRO**  
**REDD Team**  
 Delhi, Louisiana  
 1-800-779-5509

**PRODUCT REQUESTED:**  
**ALUMINUM RAMP SYSTEM**  
**WITH 34" TWO LINE RAILS**



SECTION: ALUMINUM RAMP  
 34" TALL RAMP TWO LINE HANDRAILS (SCALE: 1:1)

**GENERAL NOTES:**

1. ALUMINUM RAMP, LANDING AND STAIR SECTIONS SHALL BE A RIGID, FREE-SPAN DESIGN.
2. DESIGN OF THE ALUMINUM STRUCTURES SHALL CONFORM TO THE CURRENT EDITION OF **THE ALUMINUM ASSOCIATION SPECIFICATIONS AND GUIDELINES FOR ALUMINUM STRUCTURES.**
3. ALL ALUMINUM CONSTRUCTION USING 6000 SERIES ALUMINUM ALLOYS. STRUCTURAL MEMBERS TO BE 6061-T6, 6063-T6 AND 6005-T5 ALUMINUM ALLOY.
4. ALUMINUM WILL BE STANDARD MILL FINISH UNLESS OTHERWISE NOTED.
5. WELDING SHALL BE IN ACCORDANCE WITH ANSI/AWS D1.2/D1.2M-2014 GAS METAL ARC WELDING (GMAW) PROCESS BY EXPERIENCED OPERATORS.
6. ALL FASTENERS TO BE 18-8 (SERIES 304) STAINLESS STEEL UNLESS OTHERWISE NOTED.
7. LANDING, RAMP AND STAIR SECTIONS ARE TO BE ENGINEERED FOR A 100 PSF LIVE LOAD.
8. LANDING AND RAMP WALKING SURFACES SHALL BE DESIGNED FOR A MINIMUM CONCENTRATED VERTICAL LOAD OF 300 LBS APPLIED EVENLY OVER A 12" x 12" AREA. STAIR TREADS SHALL BE DESIGNED TO WITHSTAND A MINIMUM CONCENTRATED LOAD OF 300 LBS OVER A 4 SQUARE INCH AREA.
9. RAMP AND LANDING GUARDRAILS TO BE 42 INCH MINIMUM HEIGHT UNLESS OTHERWISE SPECIFIED. (34 AND 38 INCH TWO-LINE RAMP RAILS AND 34 AND 38 INCH VERTICAL PICKET RAMP RAILS AS WELL AS CUSTOM DESIGN RAMP RAILS AVAILABLE UPON REQUEST FOR SYSTEMS NO MORE THAN 30 INCHES ABOVE FINISHED GROUND LEVEL.)
10. HANDRAIL ASSEMBLIES AND GUARDRAILS SHALL BE DESIGNED TO RESIST A LOAD OF 50 PLF APPLIED IN ANY DIRECTION AT THE TOP OF THE RAIL.
11. HANDRAIL ASSEMBLIES AND GUARDRAILS SHALL BE ABLE TO RESIST A SINGLE CONCENTRATED LOAD OF 200 LBS, APPLIED IN ANY DIRECTION AT ANY POINT ALONG THE TOP OF THE RAIL. THIS LOAD NEED NOT BE ASSUMED TO ACT CONCURRENTLY WITH THE LOADS SPECIFIED IN THE PRECEDING PARAGRAPH.
12. INTERMEDIATE RAILS (ALL THOSE EXCEPT HANDRAILS), BALUSTERS AND PANEL FILLERS SHALL BE DESIGNED TO WITHSTAND A HORIZONTALLY APPLIED NORMAL LOAD OF 50 LBS ON AN AREA EQUAL TO 1 SQUARE FOOT, INCLUDING OPENINGS AND SPACE BETWEEN RAILS.
13. GUARDRAIL SYSTEMS SHALL BE DESIGNED SO THAT A 4 (FOUR) INCH SPHERE CANNOT PASS THROUGH ANY OPENING.
14. DECK SURFACE SHALL BE A SLIP RESISTANT, EXTRUDED ALUMINUM DECKING WITH A TRIPLE I-BEAM, SELF-MATING DESIGN.
15. ALL SURFACES, MEMBERS AND THEIR WELDED JOINTS SHALL BE SMOOTH AND FREE FROM SHARP OR JAGGED EDGES.
16. ALL DESIGNS SHOWN HEREIN ARE SUBJECT TO CHANGE PENDING FIELD VERIFICATION OF EXISTING CONDITIONS.
17. CONCEALED AND UNEXPOSED SURFACES: WILL NOT BE CLEANED NOR DEBURRED. EXCEPTION (WHEN REQUESTED): UNDERSIDE OF PLATFORMS EXCEEDING 60" IN ELEVATION.
18. **ANCHORING OF PRODUCT TO GRADE BY OTHERS**

Existing law protects HYDRO right of possession to this drawing. The design or the drawing must not, without written permission of HYDRO, be published, copied, reproduced, manufactured or exploited in any unauthorized way.


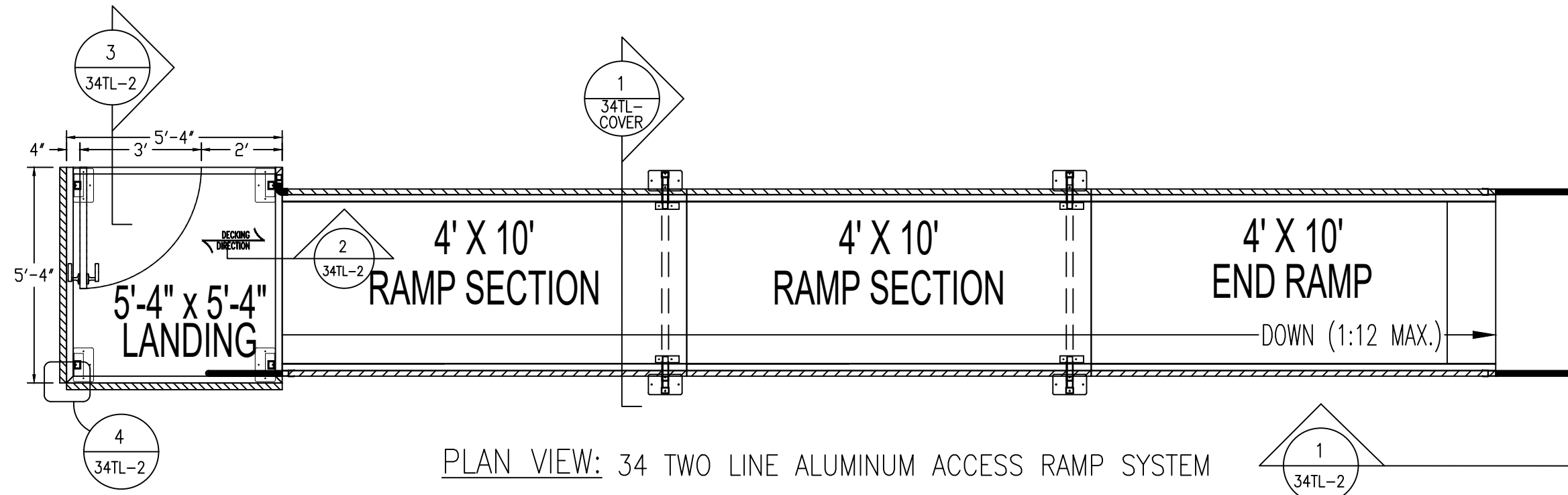
HYDRO  
 125 Superior Drive  
 Delhi, LA 71232  
 Phone: 1(800)779-5509  
 Fax: 1(666)840-4566



FOR QUOTATION  
 PURPOSES ONLY

UNIVERSAL RAMP SYSTEM  
 ALUMINUM ACCESS RAMP SYSTEM

|              |              |
|--------------|--------------|
| DATE         | July 1, 2020 |
| JOB NO.      | SALES URS    |
| FILENAME     | SALES URS    |
| REV.         | R - 0        |
| DRAWN BY     | TMB          |
| APPROVED BY  |              |
| SHEET NUMBER | 34TL COVER   |



Existing law protects HYDRO right of possession to this drawing. The design or the drawing must not, without written permission of HYDRO, be published, copied, reproduced, manufactured or exploited in any unauthorized way.

HYDRO  
125 Superior Drive  
Delhi, LA 71232  
Phone: 1(800)779-5509  
Fax: 1(866)840-4566

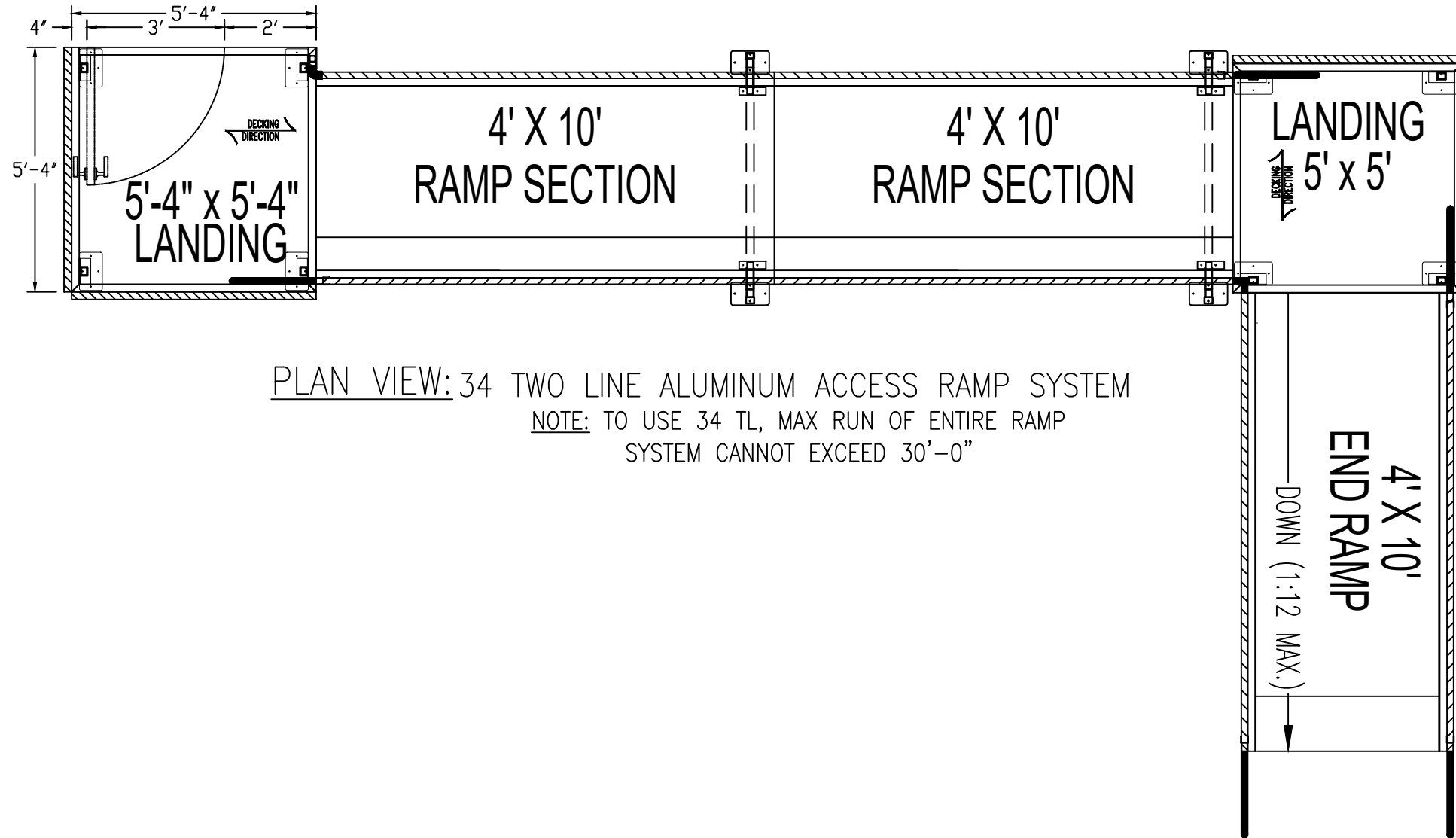


FOR QUOTATION  
PURPOSES ONLY

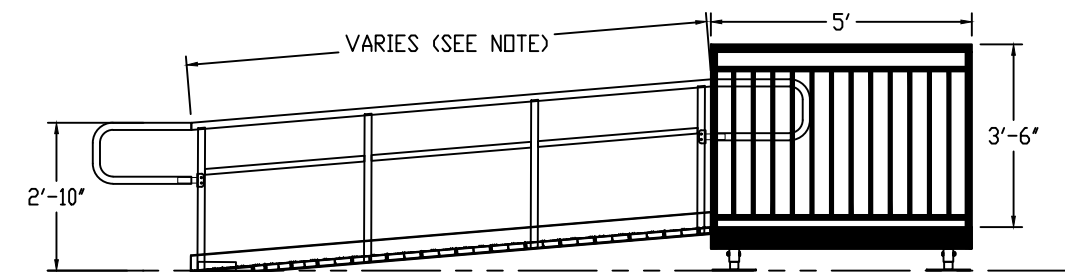
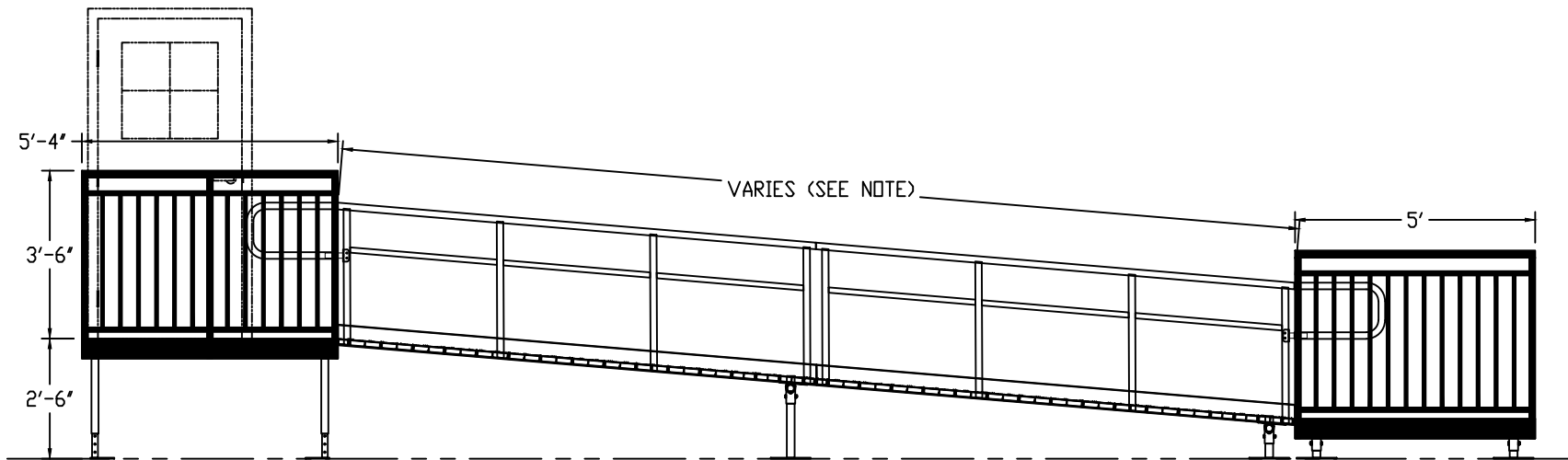
UNIVERSAL RAMP SYSTEM  
ALUMINUM ACCESS RAMP SYSTEM

DATE: July 1, 2020  
JOB NO.: SALES URS  
FILENAME: Sales URS  
REV: R - 0  
DRAWN BY: TMB  
APPROVED BY:

SHEET NUMBER  
34TL-ST-1



PLAN VIEW: 34 TWO LINE ALUMINUM ACCESS RAMP SYSTEM  
 NOTE: TO USE 34 TL, MAX RUN OF ENTIRE RAMP SYSTEM CANNOT EXCEED 30'-0"



ELEV VIEW: 34 TWO LINE ALUMINUM ACCESS RAMP SYSTEM  
 NOTE: TO USE 34 TL, MAX RUN OF ENTIRE RAMP SYSTEM CANNOT EXCEED 30'-0"

Existing law protects HYDRO right of possession to this drawing. The design or the drawing must not, without written permission of HYDRO, be published, copied, reproduced, manufactured or exploited in any unauthorized way.

HYDRO  
 125 Superior Drive  
 Delhi, LA 71232  
 Phone: 1(800)779-5509  
 Fax: 1(866)840-4566

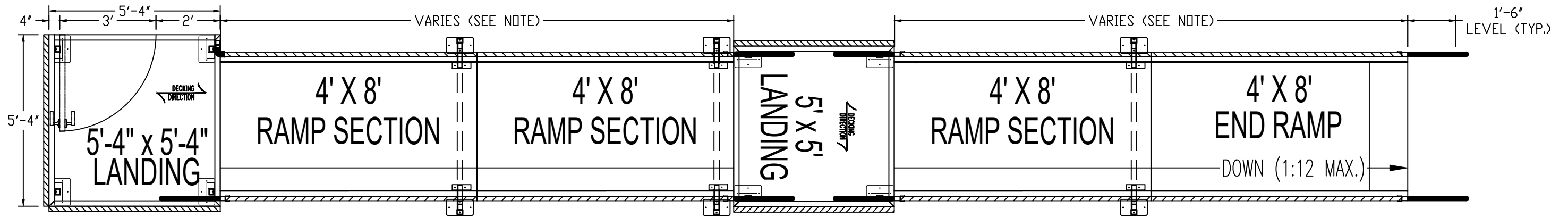


FOR QUOTATION  
 PURPOSES ONLY

UNIVERSAL RAMP SYSTEM  
 ALUMINUM ACCESS RAMP SYSTEM

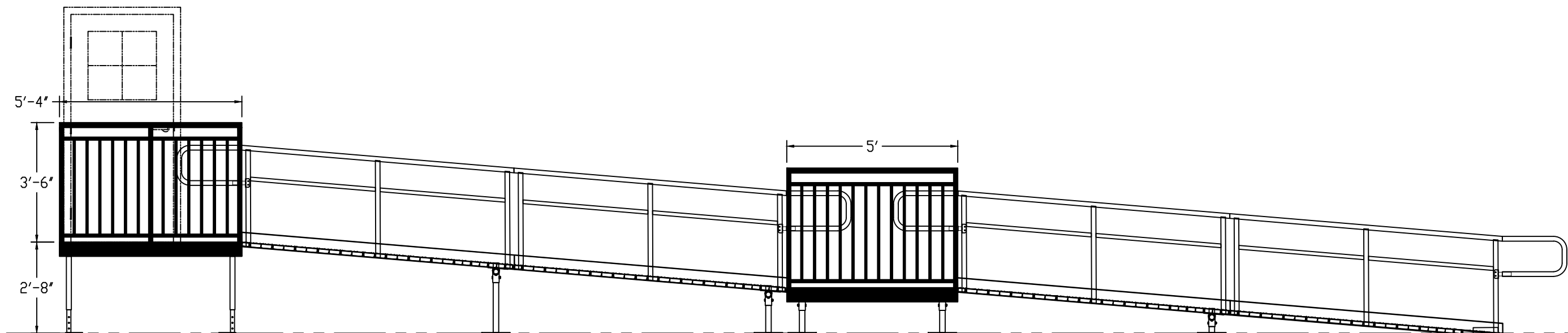
DATE: July 1, 2020  
 JOB NO.: SALES URS  
 FILENAME: Sales URS  
 REV: R - 0  
 DRAWN BY: TMB  
 APPROVED BY:

SHEET NUMBER  
 34TL-90-1



PLAN VIEW: 34 TWO LINE ALUMINUM ACCESS RAMP SYSTEM

NOTE: TO USE 34 TL, MAX RUN OF ENTIRE RAMP SYSTEM CANNOT EXCEED 30'-0"



ELEV VIEW: 34 TWO LINE ALUMINUM ACCESS RAMP SYSTEM

NOTE: TO USE 34 TL, MAX RUN OF ENTIRE RAMP SYSTEM CANNOT EXCEED 30'-0"

Existing law protects HYDRO right of possession to this drawing. The design or the drawing must not, without written permission of HYDRO, be published, copied, reproduced, manufactured or exploited in any unauthorized way.

HYDRO  
125 Superior Drive  
Delhi, LA 71232  
Phone: 1(800)779-5509  
Fax: 1(866)940-4566

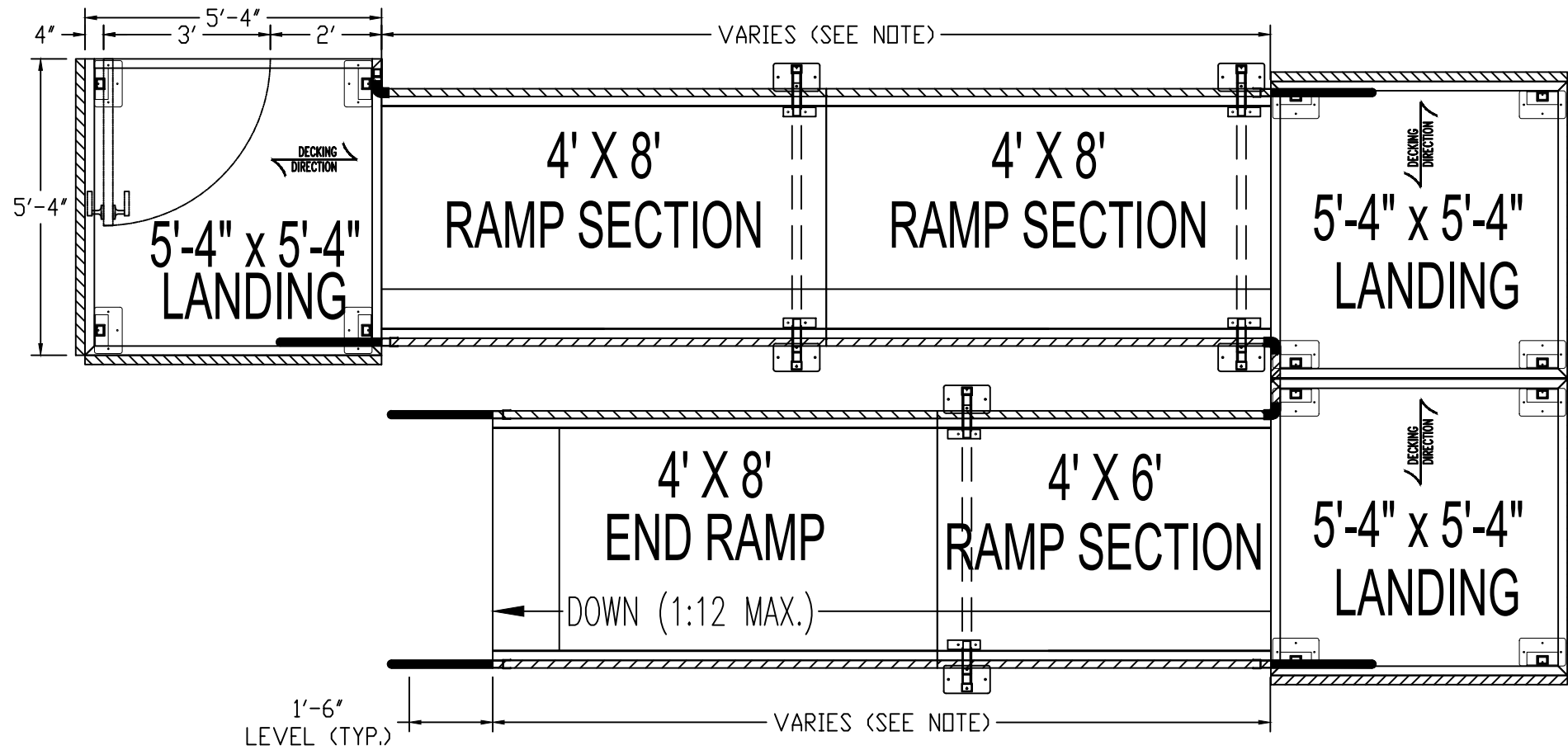


FOR QUOTATION  
PURPOSES ONLY

UNIVERSAL RAMP SYSTEM  
ALUMINUM ACCESS RAMP SYSTEM

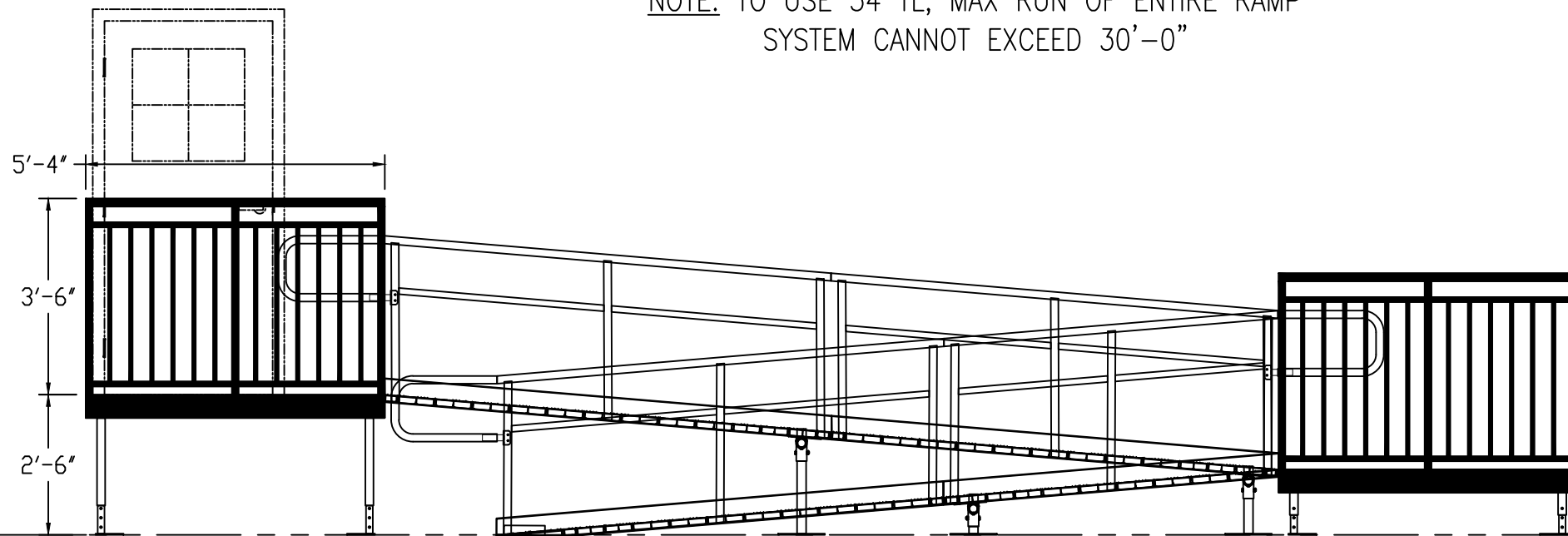
DATE: July 1, 2020  
JOB NO.: SALES URS  
FILENAME: Sales URS  
REV.: R - 0  
DRAWN BY: TMB  
APPROVED BY:

SHEET NUMBER  
34TL-INT-1



PLAN VIEW: 34 TWO LINE ALUMINUM ACCESS RAMP SYSTEM

NOTE: TO USE 34 TL, MAX RUN OF ENTIRE RAMP SYSTEM CANNOT EXCEED 30'-0"



ELEV VIEW: 34 TWO LINE ALUMINUM ACCESS RAMP SYSTEM

NOTE: TO USE 34 TL, MAX RUN OF ENTIRE RAMP SYSTEM CANNOT EXCEED 30'-0"

Existing law protects HYDRO right of possession to this drawing. The design or the drawing must not, without written permission of HYDRO, be published, copied, reproduced, manufactured or exploited in any unauthorized way.

HYDRO  
125 Superior Drive  
Delhi, LA 71232  
Phone: 1(800)779-5509  
Fax: 1(866)840-4566



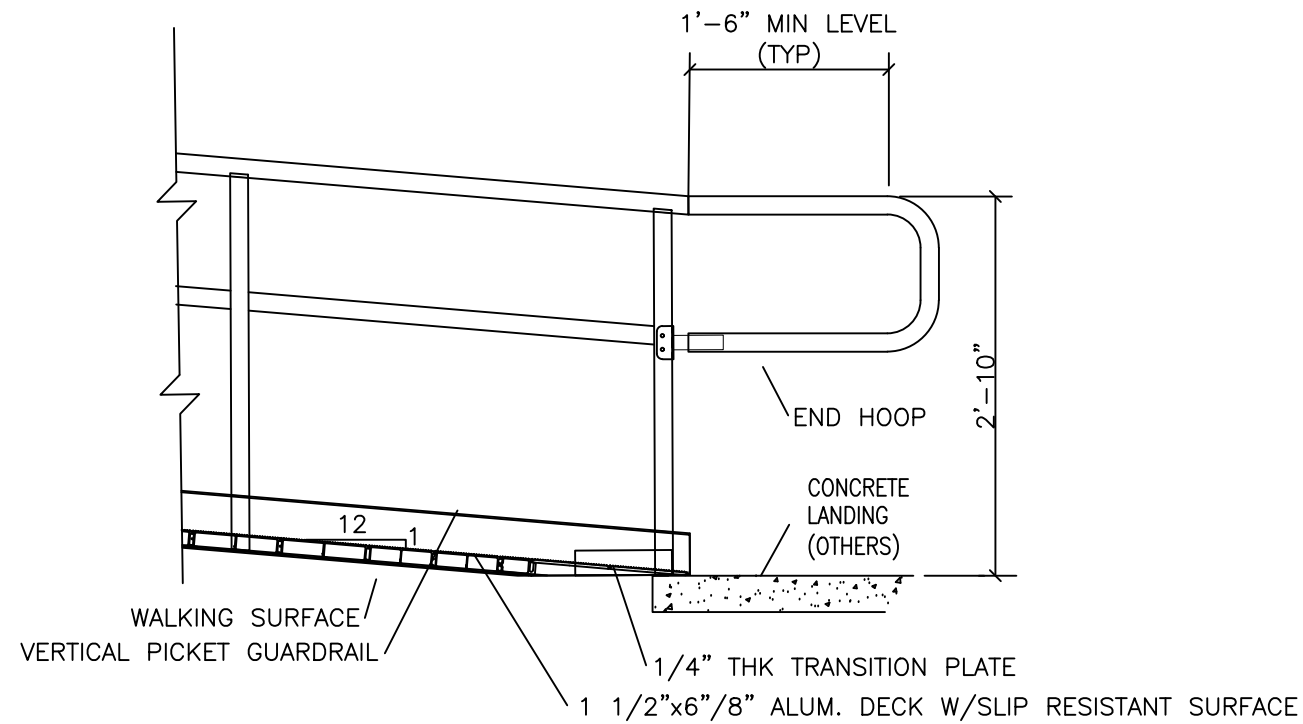
FOR QUOTATION  
PURPOSES ONLY

UNIVERSAL RAMP SYSTEM  
ALUMINUM ACCESS RAMP SYSTEM

DATE: July 1, 2020  
JOB NO.: SALES URS  
FILENAME: Sales URS  
REV.: R - 0  
DRAWN BY: TMB  
APPROVED BY:

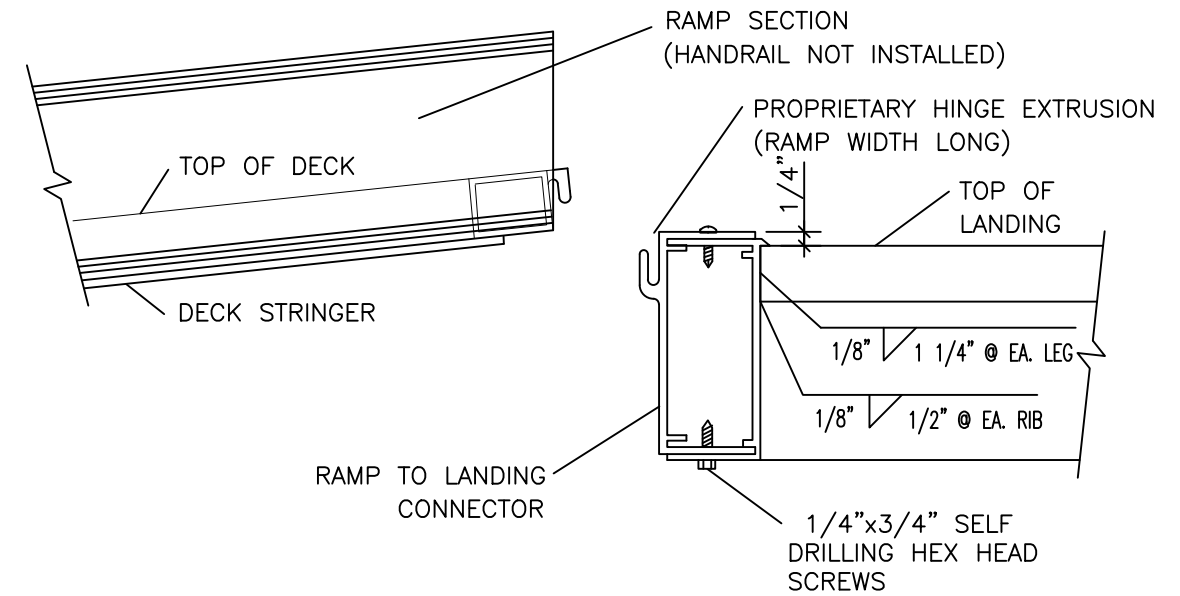
SHEET NUMBER  
34TL-TB-1

1



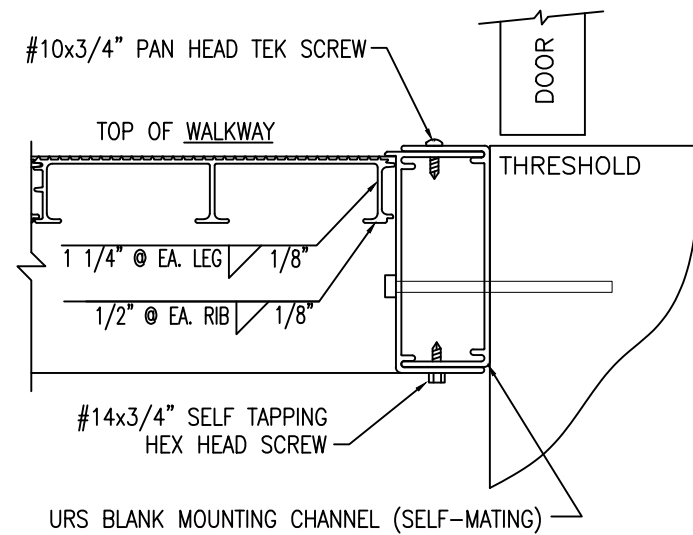
**DETAIL**  
END RAMP (1:12 SLOPE)

2



**SECTION**  
RAMP TO LANDING CONNECTION

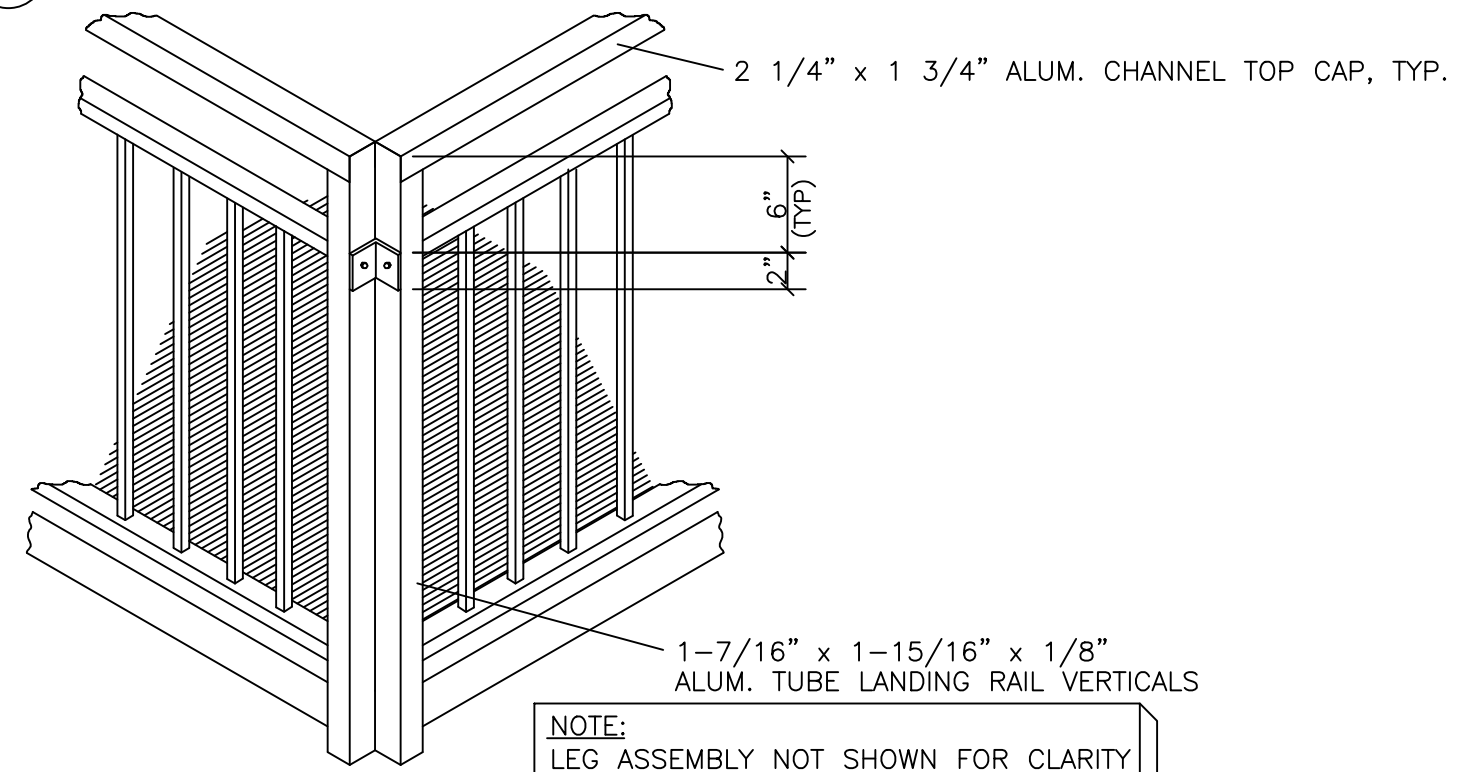
3



**DIFFERENT TYPES OF ATTACHMENT:**  
 1.) FOR ATTACHMENT TO LIGHT GAGE METAL JOIST: THROUGH BOLT WITH 5/16" DIA. HEX-HEAD BOLT, FLAT WASHER, & 5/16" NUT. (12" O.C. MAX.)  
 2.) FOR ATTACHMENT TO WOOD: 5/16" DIA. HEX- HEAD LAG SCREWS (12" O.C. MAX.)  
 3.) FOR ATTACHMENT TO CONCRETE: 3/8" DIA. HEX- HEAD SLEEVE ANCHORS. (12" O.C. MAX.)

**SECTION**  
WALKWAY OR LANDING TO BUILDING CONNECTION

4



**NOTE:**  
LEG ASSEMBLY NOT SHOWN FOR CLARITY

**DETAIL**  
LANDING RAIL CORNER CLIP

Existing law protects HYDRO right of possession to this drawing. The design or the drawing must not, without written permission of HYDRO, be published, copied, reproduced, manufactured or exploited in any unauthorized way.

HYDRO  
125 Superior Drive  
Delhi, LA 71232  
Phone: 1(800)779-5509  
Fax: 1(866)840-4566



**FOR QUOTATION  
PURPOSES ONLY**

**UNIVERSAL RAMP SYSTEM**  
ALUMINUM ACCESS RAMP SYSTEM

DATE: July 1, 2020  
 JOB NO.: SALES URS  
 FILENAME: Sales URS  
 REV: R - 0  
 DRAWN BY: TMB  
 APPROVED BY:

SHEET NUMBER  
34TL-2