

THIS DRAWING PREPARED FOR:

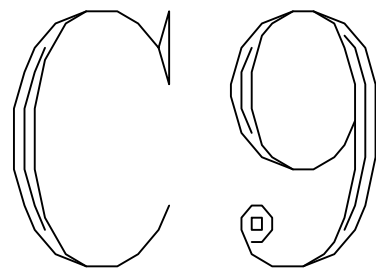
C9 CAT ENCLOSURE

1100 GALLON TANK, 28" ELEVATION

THIS DRAWING PREPARED BY:

Sapa Extrusions, llc.
REDD Team
 Delhi, Louisiana
 1-800-779-5509

PRODUCT REQUESTED:
ALUMINUM STAIR SYSTEM
WITH 38" HIGH TWO LINE RAILS



CONTRACTOR/PURCHASER IS RESPONSIBLE FOR VERIFYING LAYOUT AS WELL AS ANY CRITICAL DIMENSIONS & THRESHOLD ELEVATIONS PRIOR TO FABRICATION. A SIGNED AND DATED APPROVAL IS REQUIRED TO BEGIN PRODUCTION.

BY SIGNING BELOW, I ACKNOWLEDGE THAT I HAVE REVIEWED ALL CRITICAL INFORMATION THAT IS LISTED WITHIN THIS DOCUMENT AND ASSUME RESPONSIBILITY FOR ANY VARIANCES ON SITE.

DATE _____
 SIGNATURE _____

GENERAL NOTES:

1. ALUMINUM RAMP, LANDING AND STAIR SECTIONS SHALL BE A RIGID, FREE-SPAN DESIGN.
2. DESIGN OF THE ALUMINUM STRUCTURES SHALL CONFORM TO THE CURRENT EDITION OF **THE ALUMINUM ASSOCIATION SPECIFICATIONS AND GUIDELINES FOR ALUMINUM STRUCTURES.**
3. ALL ALUMINUM CONSTRUCTION USING 6000 SERIES ALUMINUM ALLOYS. STRUCTURAL MEMBERS TO BE 6061-T6, 6063-T6 AND 6005-T5 ALUMINUM ALLOY.
4. ALUMINUM WILL BE STANDARD MILL FINISH UNLESS OTHERWISE NOTED.
5. WELDING SHALL BE IN ACCORDANCE WITH ANSI/AWS D1.2/D1.2M-2014 GAS METAL ARC WELDING (GMAW) PROCESS BY EXPERIENCED OPERATORS.
6. ALL FASTENERS TO BE 18-8 (SERIES 304) STAINLESS STEEL UNLESS OTHERWISE NOTED.
7. LANDING, RAMP AND STAIR SECTIONS ARE TO BE ENGINEERED FOR A 100 PSF LIVE LOAD.
8. LANDING AND RAMP WALKING SURFACES SHALL BE DESIGNED FOR A MINIMUM CONCENTRATED VERTICAL LOAD OF 300 LBS APPLIED EVENLY OVER A 12" x 12" AREA. STAIR TREADS SHALL BE DESIGNED TO WITHSTAND A MINIMUM CONCENTRATED LOAD OF 300 LBS OVER A 4 SQUARE INCH AREA.
9. RAMP AND LANDING GUARDRAILS TO BE 42 INCH MINIMUM HEIGHT UNLESS OTHERWISE SPECIFIED. (34 AND 38 INCH TWO-LINE RAMP RAILS AND 34 AND 38 INCH VERTICAL PICKET RAMP RAILS AS WELL AS CUSTOM DESIGN RAMP RAILS AVAILABLE UPON REQUEST FOR SYSTEMS NO MORE THAN 30 INCHES ABOVE FINISHED GROUND LEVEL.)
10. HANDRAIL ASSEMBLIES AND GUARDRAILS SHALL BE DESIGNED TO RESIST A LOAD OF 50 PLF APPLIED IN ANY DIRECTION AT THE TOP OF THE RAIL.
11. HANDRAIL ASSEMBLIES AND GUARDRAILS SHALL BE ABLE TO RESIST A SINGLE CONCENTRATED LOAD OF 200 LBS, APPLIED IN ANY DIRECTION AT ANY POINT ALONG THE TOP OF THE RAIL. THIS LOAD NEED NOT BE ASSUMED TO ACT CONCURRENTLY WITH THE LOADS SPECIFIED IN THE PRECEDING PARAGRAPH.
12. INTERMEDIATE RAILS (ALL THOSE EXCEPT HANDRAILS), BALUSTERS AND PANEL FILLERS SHALL BE DESIGNED TO WITHSTAND A HORIZONTALLY APPLIED NORMAL LOAD OF 50 LBS ON AN AREA EQUAL TO 1 SQUARE FOOT, INCLUDING OPENINGS AND SPACE BETWEEN RAILS.
13. GUARDRAIL SYSTEMS SHALL BE DESIGNED SO THAT A 4 (FOUR) INCH SPHERE CANNOT PASS THROUGH ANY OPENING.
14. DECK SURFACE SHALL BE A SLIP RESISTANT, EXTRUDED ALUMINUM DECKING WITH A TRIPLE I-BEAM, SELF-MATING DESIGN.
15. ALL SURFACES, MEMBERS AND THEIR WELDED JOINTS SHALL BE SMOOTH AND FREE FROM SHARP OR JAGGED EDGES.
16. ALL DESIGNS SHOWN HEREIN ARE SUBJECT TO CHANGE PENDING FIELD VERIFICATION OF EXISTING CONDITIONS.

Existing law protects Sapa Extrusions, llc. right of possession to this drawing. The design or the drawing, in whole or in part, without written permission of Sapa Extrusions, llc., be published, copied, reproduced, manufactured or exploited in any unauthorized way.

Sapa Extrusions, llc
 125 Superior Drive
 Delhi, LA 71232
 Phone: 1(800)779-5509
 Fax: 1(866)940-4566



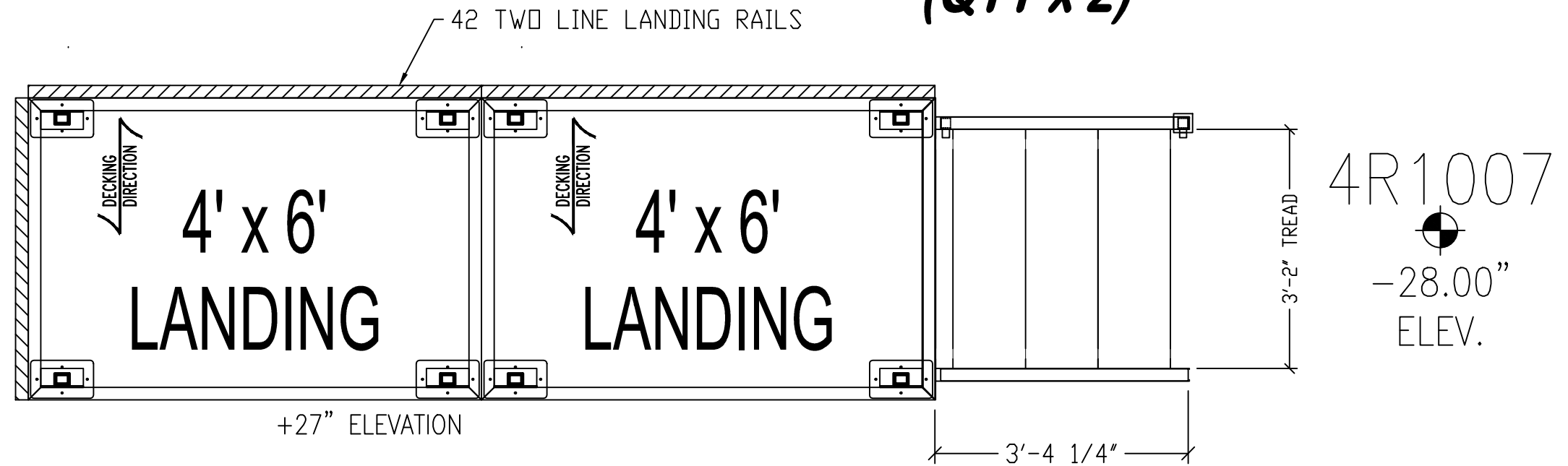
FOR QUOTATION PURPOSES ONLY

C9 CAT ENCLOSURE
1100 GALLON TANK, 28" ELEVATION
 ALUMINUM ACCESS STAIR SYSTEM WITH 38" HIGH TWO LINE GUARDRAIL

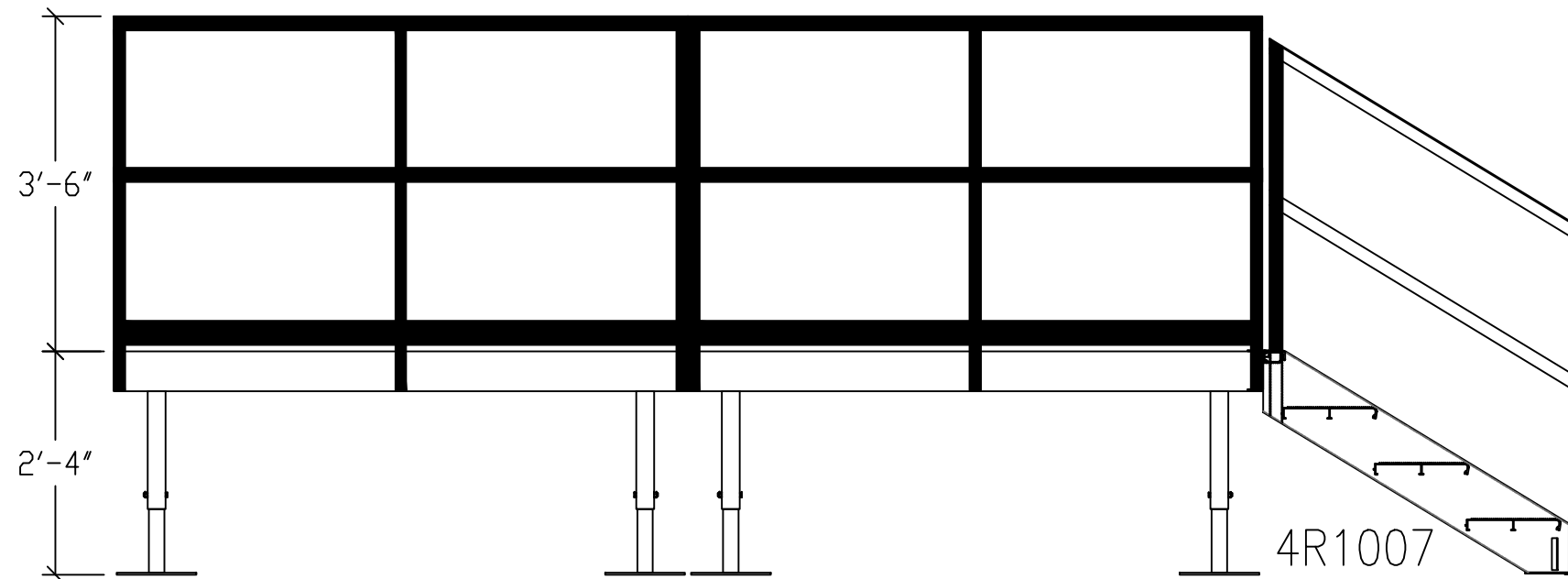
DATE	4/25/2016
JOB NO.	C9
FILENAME	C9-28in Elev
REV.	R - 0
DRAWN BY	TMB
APPROVED BY	
SHEET NUMBER	COVER

SINGLE OR DOUBLE CONFIGURATION

**NOTE:
FOR DOUBLE SIDE LAYOUT
(QTY x 2)**



38 TWO LINE STAIR ACCESS PLAN VIEW



38 TWO LINE STAIR ACCESS ELEVATION VIEW

Existing law protects Sapa Extrusions, LLC right of possession to this drawing. The design or the drawing, in whole or in part, without written permission of Sapa Extrusions, LLC, be published, copied, reproduced, manufactured or exploited in any unauthorized way.

Sapa Extrusions, LLC
125 Superior Drive
Delhi, LA 71232
Phone: 1(800)779-5509
Fax: 1(866)840-4566

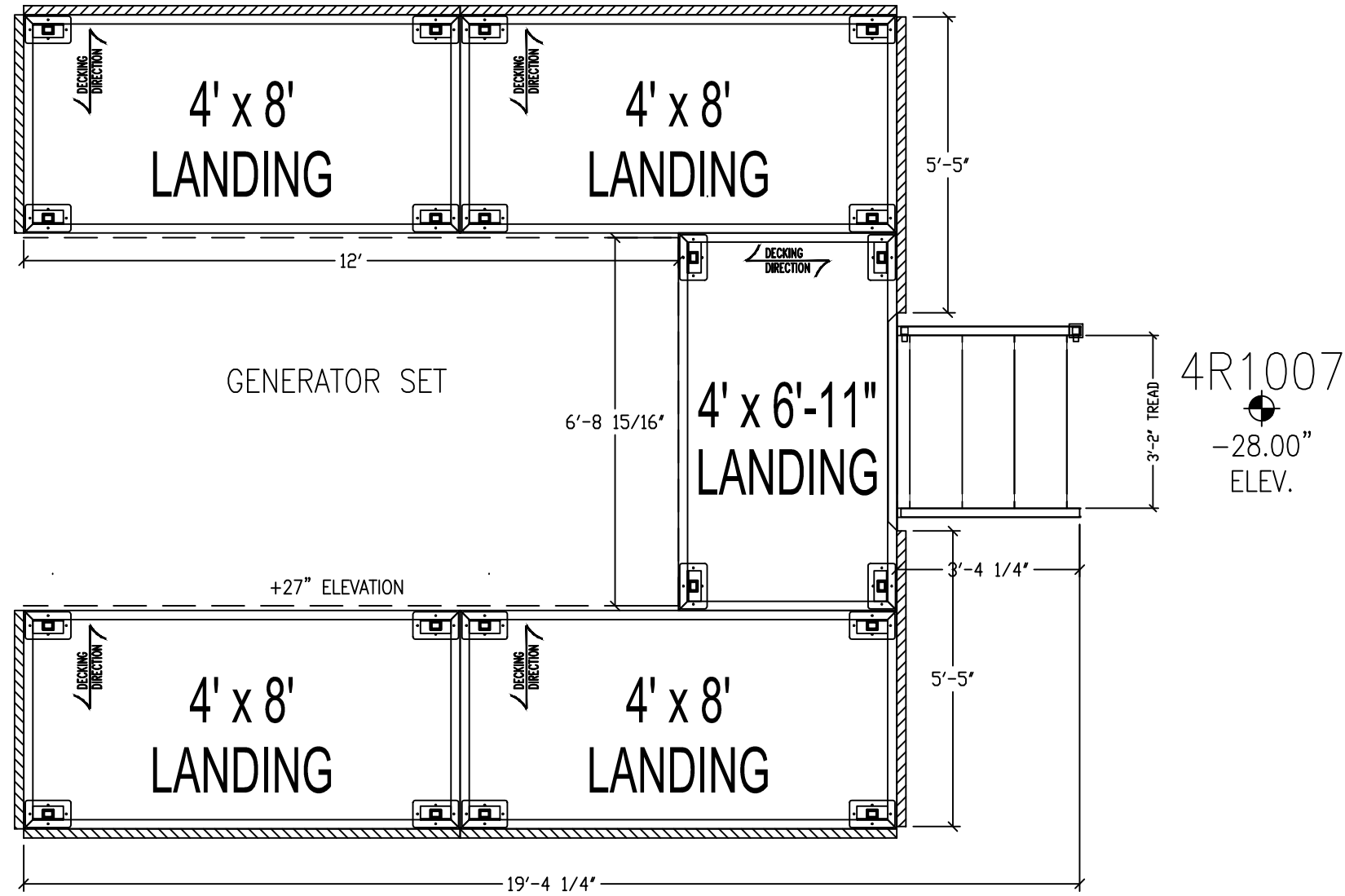
sapa:

FOR QUOTATION
PURPOSES ONLY

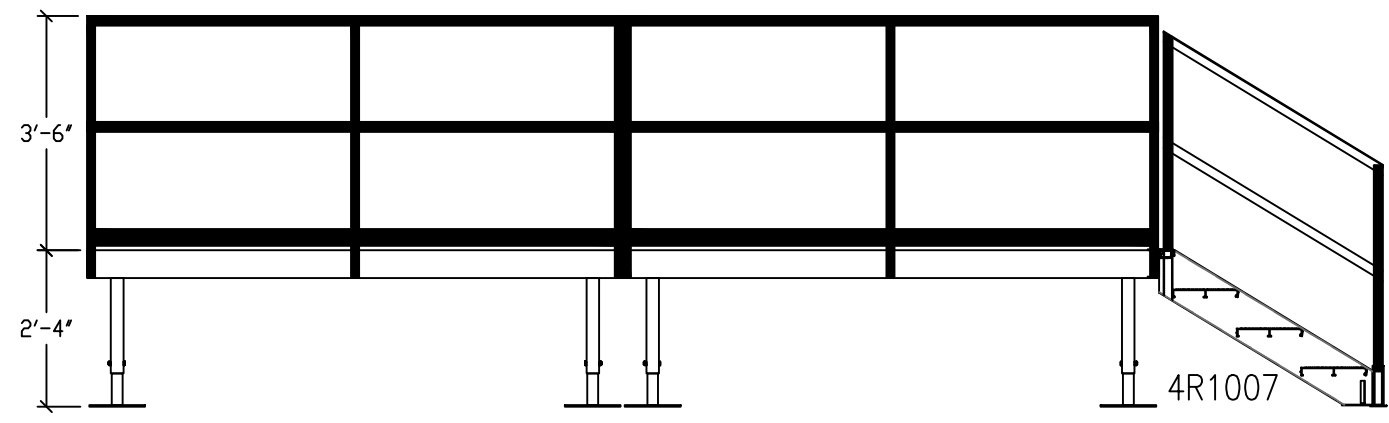
C9 CAT ENCLOSURE
1100 GALLON TANK, 28" ELEVATION
ALUMINUM ACCESS STAIR SYSTEM
WITH 38" HIGH TWO LINE GUARDRAIL

DATE	4/25/2016
JOB NO.	C9
FILENAME	C9-28in Elev
REV.	R - 0
DRAWN BY	TMB
APPROVED BY	
SHEET NUMBER	01

"U" SHAPED CONFIGURATION



38 TWO LINE STAIR ACCESS PLAN VIEW



38 TWO LINE STAIR ACCESS ELEVATION VIEW

Existing law protects Sapa Extrusions, llc right of possession to this drawing. The design or the drawing as not, without written permission of Sapa Extrusions, llc, be published, copied, reproduced, manufactured or exploited in any unauthorized way.

Sapa Extrusions, llc
125 Superior Drive
Delhi, LA 71232
Phone: 1(800)779-5509
Fax: 1(866)840-4566

sapa:

FOR QUOTATION
PURPOSES ONLY

C9 CAT ENCLOSURE
1100 GALLON TANK, 28" ELEVATION
ALUMINUM ACCESS STAIR SYSTEM
WITH 38" HIGH TWO LINE GUARDRAIL

DATE	4/25/2016
JOB NO.	C9
FILENAME	C9-28in Elev
REV.	R - 0
DRAWN BY	TMB
APPROVED BY	

SHEET NUMBER
02